



At Horsell C of E Junior School we believe that we are all made in the 'image of God'. Through a commitment to Christian values and high academic aspirations, we strive to provide a rich and inclusive education for every member of our school family.



MEET THE YEAR 4 TEAM

The Team

- Acer Mrs Peacock (Mon- Wed)
 Mrs Jones (Thu- Fri)
- Palm Mrs Cumberbeach
- Pine Miss Cusdin
- Mrs Parker (LKS2 Phase Leader)



Christian values

Dignity

Hope

Justice

Service

Love

Forgiveness



At Horsell, we are...



Articulate



Brave



Collaborative



English

(Reading, Writing, Spellings and Handwriting)

Science

Maths

History/
Geography

French

RE

Year 4
Curriculum

Music

PSHE

PE

Art/DT

Computing


Online

Safety



Year 4 Curriculum

You can find the detail for every subject in the year group section on the school website. Highlights this year:



Year 4 Curriculum

You can find the detail for every subject in the year group section on the school website. These are a few highlights for the year :

Computing – pixlre, Turtle Academy, Scratch

History – Anglo Saxons, Romans , Ancient Maya

DT – constructing pavilions, cooking, making torches

Geography – volcanos, rivers, where does our food come from

Music – Roman motifs, music workshops






Science – Electricity, States of matter, Sound, Habitats

Detailed information for each subject can be found on the school website in the next few weeks



Reading

- Guided reading – happens 4 times a week. Children will be exposed to different quality texts.
- In year 4 we will expect your child to read 5 times a week at home, they will then need to record their reading in their HSO and make a comment about what they have read – there will be a key question each week for the child to comment on.
- Your children have three reading passports to complete this year (Sprout, Seedling and Sapling). This can be found on our website with an explanation of each genre.



Maths

- We use White Rose to encourage children to deepen their fluency and reasoning skills.
- We complete fluency questions at the start of every lesson.
- All children are encouraged to continue using resources where needed to ensure they are trailing a range of methods to find the most efficient.
- Adopting a “mastery” approach i.e. the application to the unfamiliar by applying maths knowledge.
- Times tables: 3 minute tests covering all the times tables

2x 3x 4x 5x 6x 7x 8x 9x 10x 11x 12x



MTC – Multiplication Tables Check

- Takes place in June. Using a chrome book. 5 seconds to answer a question. 25 questions in total.. Covers 12 x 12 tables.
- Implement a rigorous 3 minute tests daily as part of the Maths lesson.
- Revision: 40 questions in 3 minutes. Mrs Parker implemented it already in year 3 last year so the children are familiar with the concept.
- TTRS – practice makes perfect !
- From February half term, we will use the chrome books to practice twice a week. This is a simulator to the real test so the children get used to typing the answers down within the 5 seconds given.
- Result will show on the end of year report.
- A letter around Easter will be sent out by Mrs. Parker regarding the test date and how to support your child further.
- During parents evening you will be given a heat map, generated for your child based on their Times Tables knowledge.

MTC – Multiplication Tables Check

	10	2	5	3	4	8	6	7	9	11	12
10	10×10	10×2	10×5	10×3	10×4	10×8	10×6	10×7	10×9	10×11	10×12
2	2×10	2×2	2×5	2×3	2×4	2×8	2×6	2×7	2×9	2×11	2×12
5	5×10	5×2	5×5	5×3	5×4	5×8	5×6	5×7	5×9	5×11	5×12
3	3×10	3×2	3×5	3×3	3×4	3×8	3×6	3×7	3×9	3×11	3×12
4	4×10	4×2	4×5	4×3	4×4	4×8	4×6	4×7	4×9	4×11	4×12
8	8×10	8×2	8×5	8×3	8×4	8×8	8×6	8×7	8×9	8×11	8×12
6	6×10	6×2	6×5	6×3	6×4	6×8	6×6	6×7	6×9	6×11	6×12
7	7×10	7×2	7×5	7×3	7×4	7×8	7×6	7×7	7×9	7×11	7×12
9	9×10	9×2	9×5	9×3	9×4	9×8	9×6	9×7	9×9	9×11	9×12
11	11×10	11×2	11×5	11×3	11×4	11×8	11×6	11×7	11×9	11×11	11×12
12	12×10	12×2	12×5	12×3	12×4	12×8	12×6	12×7	12×9	12×11	12×12

MAIN MENU **Multiplication Tables Check** Time left: 2

$3 \times 8 =$

1	2	3
4	5	6
7	8	9
<input type="button" value="⌫"/>	0	ENTER

Time allowed: 6 seconds
Tables selected: All


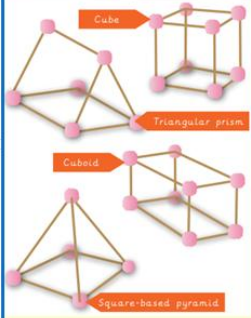













Question 1 of 25 MATHSFRAME

Knowledge Organisers

We use Knowledge Organisers in our curriculum. These will support the children's core understanding of each topic.

We recommend that you access these and use them to help your child's understanding of each topic.

Copies of these organisers will be put into books for children to refer to in lessons.

Year 4: Structure – Pavilions		
Frame structures:	Cladding:	KEY VOCABULARY
 <p>There are variety of ways to assemble a frame structure.</p> 	<p>You can create all sorts of textures for your cladding designs using different materials and techniques.</p> <p>Weave</p>  <p>Concertina fold</p>  <p>Cut-outs</p> 	<p> AESTHETIC: How an object or product looks.</p> <p> CLADDING: A material put on top of another material or on a structure as protection or to improve an appearance.</p> <p> DESIGN CRITERIA: To help designers focus their ideas and test the success of them.</p> <p> FRAME STRUCTURE: A way of building something so that the inside supports are built first and the outside covering is added afterwards as cladding.</p> <p> FUNCTION: The purpose of an object or how a product works.</p> <p> PAVILION: A decorative building or structure for leisure activities.</p> <p> TARGET AUDIENCE: A person or particular group of people at whom a product is aimed.</p> <p> TARGET CUSTOMER: A person or particular group of people who you expect to buy the product.</p> <p> TEXTURE: The way that something feels when you touch it.</p>
<p>Types of pavilions:</p> 		



Pupil Premium & Free School Meals

Your child may be eligible for PP or Free School Meals if you get any of the following:

- Income Support, income-based Jobseeker's Allowance or income-related Employment and Support Allowance
- support under Part VI of the Immigration and Asylum Act 1999
- the guaranteed element of Pension Credit
- Child Tax Credit
- Working Tax Credit run-on
- Universal Credit

If you feel you may be eligible, please speak with the Office to complete the forms, or access them via the school website.

SEN

If you have concerns, or wish to discuss something, speak with class teachers in the first instance. They know your child best in school.

Following that, SEND Surgery – Tuesday mornings (book through Mrs Khan – Office).

Communication

If you have any worries or queries please feel free to e-mail us about these and we will get back to you within 48 hours. You can also put a note in the HSO for your child to show us.

Medical appointments and absences need to be communicated to the office.

Please do not leave any concerns until parent's evening. It is always best to try to sort out any issues with the class teacher in the first instance. If you would like to take a concern further after this, please contact Mrs Parker at h.parker@horsell-junior.sch.uk

Letters, including the newsletter, will be issued on a Thursday. You will receive a newsletter every week, and one every half term from the year group team which will include news specifically related to the year group.

If your child is home with someone else eg a play date, please let us know via email or a note in the child's HSO.

Homework

- Homework is set on Monday and needs to be completed by the next Monday.

Spellings:

- Weekly spellings will be set and stuck into the children's HSO.
- Children will be tested on the spellings the following week .

Reading:


- Read 5 times a week and record this in your Home School Organiser with a comment about the reading.
- Answer the target question for at least one reading in your HSO

SPaG:

- Logon to SPAG.com and complete the task set.
- The task will be linked to the learning happening in class.

Maths:

- Log on to [Times Table Rock Stars](#) and complete the task set.
- Children will take home a maths workbook and will complete the page set by the teacher. This will be revision based.
- All the passwords the children will need for the online sites are stuck in their HSO.
- If you have any difficulty with completing any of the above tasks, please contact you child's class teacher.



PE

Children should come into to school in their PE kits when they have PE. These lessons will start from 8th September 2025 :

Acer PE: Tuesday and Thursday

Palm PE: Tuesday and Wednesday

Pine PE: Wednesday and Thursday

School Uniform

- School uniform should be clearly labelled with your child's name.
- No earrings – taped or removed.
- No extreme hairstyles; no styling products to be used.
- Long hair (touching shoulders) must be tied back and off the face for boys and girls.
- Coloured hair accessories must only be in school uniform colours. No flowers or big bows.
- Nail varnish and make up are not allowed.
- All lost property is located by reception.
- Smart watches (e.g. Fitbits) are not allowed.

Key dates

Parents evening:

Autumn term: Week commencing: 10/11/2025

Spring term: Week commencing: 23/03/2026

OPAL open Afternoon :

22/09/25 Monday

Trips and Key dates

Year 4 trips / events / workshops 2025-2026

	Autumn 1	Autumn 2	Spring 1	Spring 2	Summer 1	Summer 2
History / Geography	<u>Squisito</u> Pizza making workshop 22.10.25	Past production Romans 03.11.2025		<u>Butser</u> Farm Anglo Saxons 17.03.26	River Sayers Croft 30.04.26	Year 4 sleepover 26.06.26
Science					Habitats Sayers Croft 30.04.26	
R.E.	Humanism Talk 12.09.25	Christian RE TALK 24 th November	Sikhism RE Talk	Easter service last week of term		
Other		DT: Making Christmas Cookies	DT Pavilions	<u>Bikeability</u> 23-27.02.26	Music workshop 5 th and 6 th May	<ol style="list-style-type: none"> Torch Making DT for the sleepover French Day Sports Day

Year 4 cost breakdown

£30 towards swimming

£20 towards stationary

Trips costs will be accessible through Scopay

Year 4

Trip (venue)	Approximate cost
Squisito's – pizza workshop	Free
Humanism	School pay
Past Productions	£5.00
Gardwara workshop	TBC
Bikeability	£9.00
Butsar Farm	£23.24 per child
Sayers Croft	£11.55 per child
Music workshop	£11.11 per child
Sleep over	£6.00 per child

How you can help...

- Ensuring that you send your child to school with a filled water bottle, coat & HSO each day and a snack.
- Ensuring that all uniform is correct and labelled.
- Reading at home with your children.
- Helping your children to learn their times tables and spellings.
- Ensuring that your child completes their homework on time.
- Making us aware of any issues at home that may affect your child's learning so we can support them if necessary.

Volunteers

If you are able to volunteer some time to help in school, please contact your class teacher.

Ideally we would love some help with:

- hearing children read
- times tables
- helping with cookery sessions
- trips, and extra curricular activities.

We will help arrange your DBS check by the school. Please contact the school office.

Any questions?

Contact us at...

- A.peacock@horsell-junior.surrey.sch.uk
- H.jones@horsell-junior.surrey.sch.uk
- R.cumberbeach@horsell-junior.surrey.sch.uk
- K.cusdin@horsell-junior.surrey.sch.uk

h.parker@horsell-junior.surrey.sch.uk

office@horsell-junior.surrey.sch.uk



**THANK YOU FOR
COMING**